

STOR-MORE® TENANT STORAGE LOCKERS

Expanded Metal

SPECIFICATIONS



All-steel Stor-More® Tenant Storage Lockers provide sturdy, secure storage for tenants and businesses.

MIG-welded and prepunched for ease of installation. Units bolt to the floor and all hardware is included.

Panels 13-gauge steel mesh with 1½" openings.

Inner Door Frames 12-gauge steel 1½" x 1" angle .

Outer Door Frames 14-gauge steel 1½" x 1" channel.

Side Panel Frames 14-gauge 1¼" x 1¼" angle steel with horizontal reinforcement.

Doors Are prehung with transom. Height of door section is 90". Single Tier door section has three 2" x 2" steel pin butt hinges. Each Double Tier door has two 2" x 2" steel pin butt hinges.

Single Tier Unit Has Drop-N-Lock™ two point contact with concealed drop-rod.

Double Tier Unit Includes 18-gauge galvanized sheet metal shelf. One padlock hasp and two door stops per door.

Finish Machine grey powder coating, except galvanized components.

Options Top panel 1½" 13-gauge expanded metal with clips and 1¼" x 1¼" 14-gauge slotted angle.

Back panel galvanized 18-gauge sheet metal or 13-gauge expanded metal.

Warranty 1 year.

**FOLDING
GUARD®**
CORPORATION
Providing Reliable Engineered Solutions

5858 West 73rd Street
Bedford Park, Illinois 60638
Toll-free: 1-800-622-2214
Fax: 708-325-0450
e-mail: sales@foldingguard.com
www.foldingguard.com

Stor-More® Tenant Storage Locker Single Tier Expanded Metal

Starter Unit			Add-On Unit		
Part No.	W x D x H	Wgt. (lbs.)	Part No.	W x D x H	Wgt. (lbs.)
ST133	3' x 3' x 90"	120	AD133	3' x 3' x 90"	90
ST134	3' x 4' x 90"	135	AD134	3' x 4' x 90"	100
ST135	3' x 5' x 90"	150	AD135	3' x 5' x 90"	105
ST143	4' x 3' x 90"	130	AD143	4' x 3' x 90"	100
ST144	4' x 4' x 90"	145	AD144	4' x 4' x 90"	110
ST145	4' x 5' x 90"	160	AD145	4' x 5' x 90"	115

Stor-More® Tenant Storage Locker Double Tier Expanded Metal

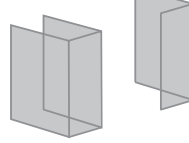
ST233	3' x 3' x 90"	130	AD233	3' x 3' x 90"	110
ST234	3' x 4' x 90"	160	AD234	3' x 4' x 90"	120
ST235	3' x 5' x 90"	180	AD235	3' x 5' x 90"	130
ST243	4' x 3' x 90"	140	AD243	4' x 3' x 90"	120
ST244	4' x 4' x 90"	170	AD244	4' x 4' x 90"	130
ST245	4' x 5' x 90"	190	AD245	4' x 5' x 90"	150

Options

Part No.	W x D	Wgt. (lbs.)
Locker Tops		
TP33	3' x 3'	6
TP34	3' x 4'	6
TP35	3' x 5'	8
TP43	4' x 3'	6
TP44	4' x 4'	8
TP45	4' x 5'	8
Locker Backs		
SMBK3690	3' x 90"	30
SMBK4890	4' x 90"	40

Modular design makes Stor-More® Lockers easy to plan, install and relocate. Available in single and double tier units, and can be combined. Begin with Starter unit, single or double tier; complete row with Add-On units.

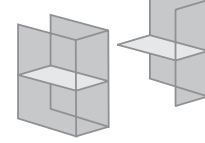
Single Tier



Starter
1 Single tier door
2 End run panels

Add-On
1 Single tier door
1 Side panel

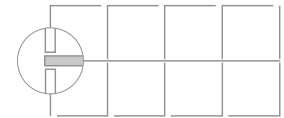
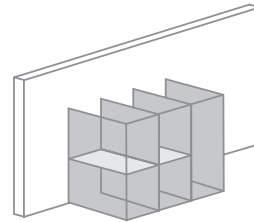
Double Tier



Starter
1 Double tier door
2 End run panels
1 Shelf

Add-On
1 Double tier door
1 Side panel
1 Shelf

Single row locker configurations installed against an existing wall do not require optional back panels. Double row locker configurations share common back panels.



**FOLDING
GUARD®**
CORPORATION

Providing Reliable Engineered Solutions

5858 West 73rd Street
Bedford Park, Illinois 60638
Toll-free: 1-800-622-2214
Fax: 708-325-0450
e-mail: sales@foldingguard.com
www.foldingguard.com