

# STOR-MORE® BULK STORAGE LOCKERS

## Welded Wire Galvanized Steel

QUOTATION  
WORKSHEET

For a custom quote print out, complete and FAX to 708-325-0450

Name \_\_\_\_\_ City \_\_\_\_\_ State \_\_\_\_\_ Zip \_\_\_\_\_  
 Company \_\_\_\_\_ Phone \_\_\_\_\_ Ext \_\_\_\_\_  
 Address \_\_\_\_\_ Fax \_\_\_\_\_  
 \_\_\_\_\_ Email \_\_\_\_\_

Design a custom Stor-More® Bulk Storage Locker by completing sections 1, 2 and 3.

Or, have Folding Guard design a solution for you by completing sections 2, 3 and 4.

### SECTION 1

- (A) Height of locker:  
 Standard 90"  
 Other height: \_\_\_\_\_
- (B) Depth of locker: \_\_\_\_\_
- (C) Width of locker: \_\_\_\_\_

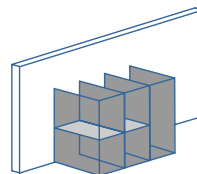


Stor-More Bulk Storage Double tier starter and Single tier add-on shown. Triple tier locker also available.

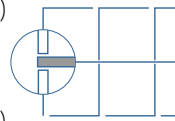
### SECTION 3

Locker Layout: Select standalone, single or double row configuration and options.

- Standalone configuration
  - Options:
  - Locker top
  - Locker back
  - Bottom shelf (floor level)
- Single row configuration
  - Options:
  - Locker top
  - Locker back
  - Bottom shelf (floor level)
- Double row configuration
  - Options:
  - Locker top
  - Bottom shelf (floor level)



Single row configurations against an existing wall do not require optional back panels.



Double row configurations share common back panels

Doors hinged:

- Left  Right

Locking:

- Padlock hasp and lock for each door  
 Padlock hasp, lock not included

Gauge of welded wire:

- 4-gauge industrial  
 8-gauge commercial

Finish:

- Standard galvanized steel  
 Powder Coated (optional upgrade)

Do you need installation?

- Yes  No

Do you need the name of a local dealer?


- Yes  No

Freight quote?

- Yes  No Zip code \_\_\_\_\_

### SECTION 4

Sketch below and fax or e-mail your floor plan. Indicate overall room dimensions – including ceiling height, location of doors, and other obstructions. Note the construction of floor as either concrete or wood. Note construction of each wall as masonry, wood or drywall/plaster. E-mail your floor plan layout to: sales@foldingguard.com. Format sent:  AutoCad 2000  PDF Print out, complete and fax quotation worksheet along with your e-mailed floor plan.



### SECTION 2

Configuration: Available in single, double and triple tier units, and can be combined. Begin with a starter unit, complete a row with add-on units. Indicate quantities below.

**Single Tier**

Starter  
 \_\_\_\_\_  
 Quantity

Add-on  
 \_\_\_\_\_  
 Quantity

**Double Tier**

Starter  
 \_\_\_\_\_  
 Quantity

Add-on  
 \_\_\_\_\_  
 Quantity

**Triple Tier**

Starter  
 \_\_\_\_\_  
 Quantity

Add-on  
 \_\_\_\_\_  
 Quantity

FOR ASSISTANCE CALL:  
 1-800-622-2214  
 8AM-5:00PM CST



5858 West 73rd Street  
 Bedford Park, IL 60638  
 e-mail: sales@foldingguard.com  
 www.foldingguard.com