

STOR-MORE® BULK STORAGE LOCKERS – EXPANDED METAL

QUOTATION
WORKSHEET

For a custom quote print out, complete and FAX to 708-325-0450

Name _____ City _____ State _____ Zip _____
 Company _____ Phone _____ Ext _____
 Address _____ Fax _____
 _____ Email _____

Design a custom Stor-More® Bulk Storage Locker by completing sections 1, 2 and 3.

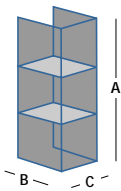
Or, have Folding Guard design a solution for you by completing sections 2, 3 and 4.

SECTION 1

- (A) Height of locker:**
 Standard 90"
 Other height: _____
- (B) Depth of locker:** _____
- (C) Width of locker:** _____



Stor-More Bulk Storage Expanded Metal Locker.
Double tier starter and Double tier add-on shown.



SECTION 2

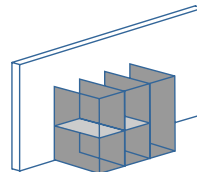
Configuration: Available in single, double and triple tier units, and can be combined. Begin with a starter unit, complete a row with add-on units. Indicate quantities below.

Single Tier		Double Tier	
Starter	Add-on	Starter	Add-on
Quantity _____	Quantity _____	Quantity _____	Quantity _____
Triple Tier			
Starter	Add-on		
Quantity _____	Quantity _____		

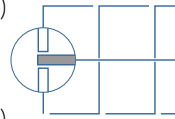
SECTION 3

Locker Layout: Select standalone, single or double row configuration and options.

- Standalone configuration
 Options:
 Locker top
 Locker back
 Bottom shelf (floor level)
- Single row configuration
 Options:
 Locker top
 Locker back
 Bottom shelf (floor level)
- Double row configuration
 Options:
 Locker top
 Bottom shelf (floor level)



Single row configurations against an existing wall do not require optional back panels.



Double row configurations share common back panels

Doors hinged:

- Left Right

Locking:

- Padlock hasp and lock for each door
 Padlock hasp, lock not included

Finish:

- Standard machine grey powder coating
 Custom color: Please specify: _____

Do you need installation?

- Yes No

Do you need the name of a local dealer?


- Yes No

Freight quote?

- Yes No Zip code _____

SECTION 4

Sketch below and fax or e-mail your floor plan. Indicate overall room dimensions – including ceiling height, location of doors, and other obstructions. Note the construction of floor as either concrete or wood. Note construction of each wall as masonry, wood or drywall/plaster. E-mail your floor plan layout to: sales@foldingguard.com. Format sent: AutoCad 2000 PDF. Print out, complete and fax quotation worksheet along with your e-mailed floor plan.



FOR ASSISTANCE CALL:
 1-800-622-2214
 8AM-5:00PM CST



5858 West 73rd Street
 Bedford Park, IL 60638
 e-mail: sales@foldingguard.com
 www.foldingguard.com